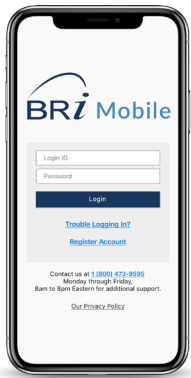


# BRIMOBILE Overview

## MANAGE YOUR TAX-FREE ACCOUNTS ON-THE-GO



The BRIMOBILE app is designed to provide on-the-go access for the most common items used with tax-free benefit accounts. This app provides participants with instant and secure access to:

- Scan and search for eligible items
- View current and prior year balances
- Access recent card transactions
- Upload receipts
- Submit and view recent claims you submit through BRIWEB/BRIMOBILE
- Sign up for email/text notifications

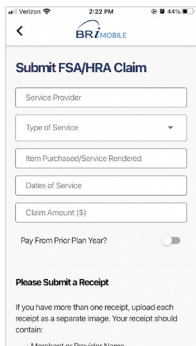
You will need your Login ID and password to access the mobile app for the first time. If you have not created a Login ID and password, you will first need to register for an account on BRIWEB.



## HOW TO USE THE APP

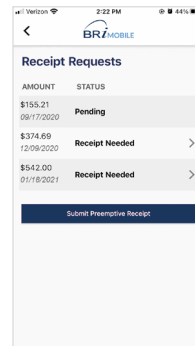
After logging in, use the menu options to manage your pre-tax benefit accounts.

## CLAIMS AND RECEIPTS



### SUBMIT A CLAIM:

Submit a MDEA/HRA or Transit Expense Account claim along with the required receipts and documentation. Just enter the required information regarding the claim and choose either “Take a Photo” or “Upload a Receipt”. Upon submission, you will have the option to “Submit Another Claim Like This” or “Submit Another Claim”.



### RECEIPT REQUESTS:

View your card transactions that require follow-up and submit itemized receipts and documentation. You can “Take a Photo” of a receipt or select “Upload a Receipt” to upload an existing photo stored on your device. Additionally, you can submit a receipt proactively before you receive a follow-up request by selecting “Submit receipt for another transaction”.

## OTHER ACCOUNT MANAGEMENT OPTIONS

- **ACCOUNT OVERVIEW:** Displays all active account balances you have with BRI. Please note that actual available funds may vary if you have any recent or pending transactions.
- **RECENT TRANSACTIONS:** Allows you to view card transactions that have occurred during the last 30 days.
- **ELIGIBLE EXPENSES:** Scan the UPC barcode of a brand name item to see if the item is an eligible medical expense. Or use the “Search OTC” option to quickly find eligible products that you can purchase with your tax-free funds.
- **NOTIFICATIONS:** Opt-in to receive real-time text or email alerts regarding your account balance and transaction activity. Simply update your contact info and select the types of alerts you would like to receive.\*

Note: Standard text rates may apply from your wireless provider.



Visit [BenefitResource.com/state-of-minnesota](https://BenefitResource.com/state-of-minnesota) to access all State of Minnesota pre-tax benefit plan materials, including plan documents, Open Enrollment materials, forms, videos, and more!

